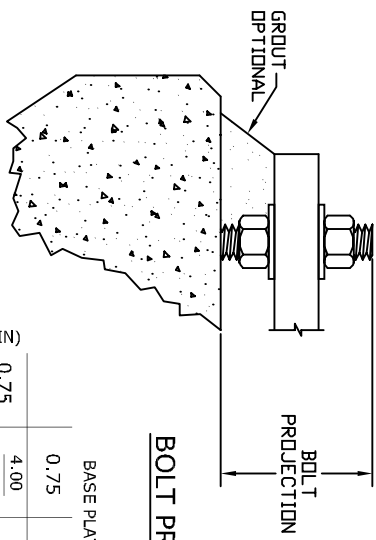
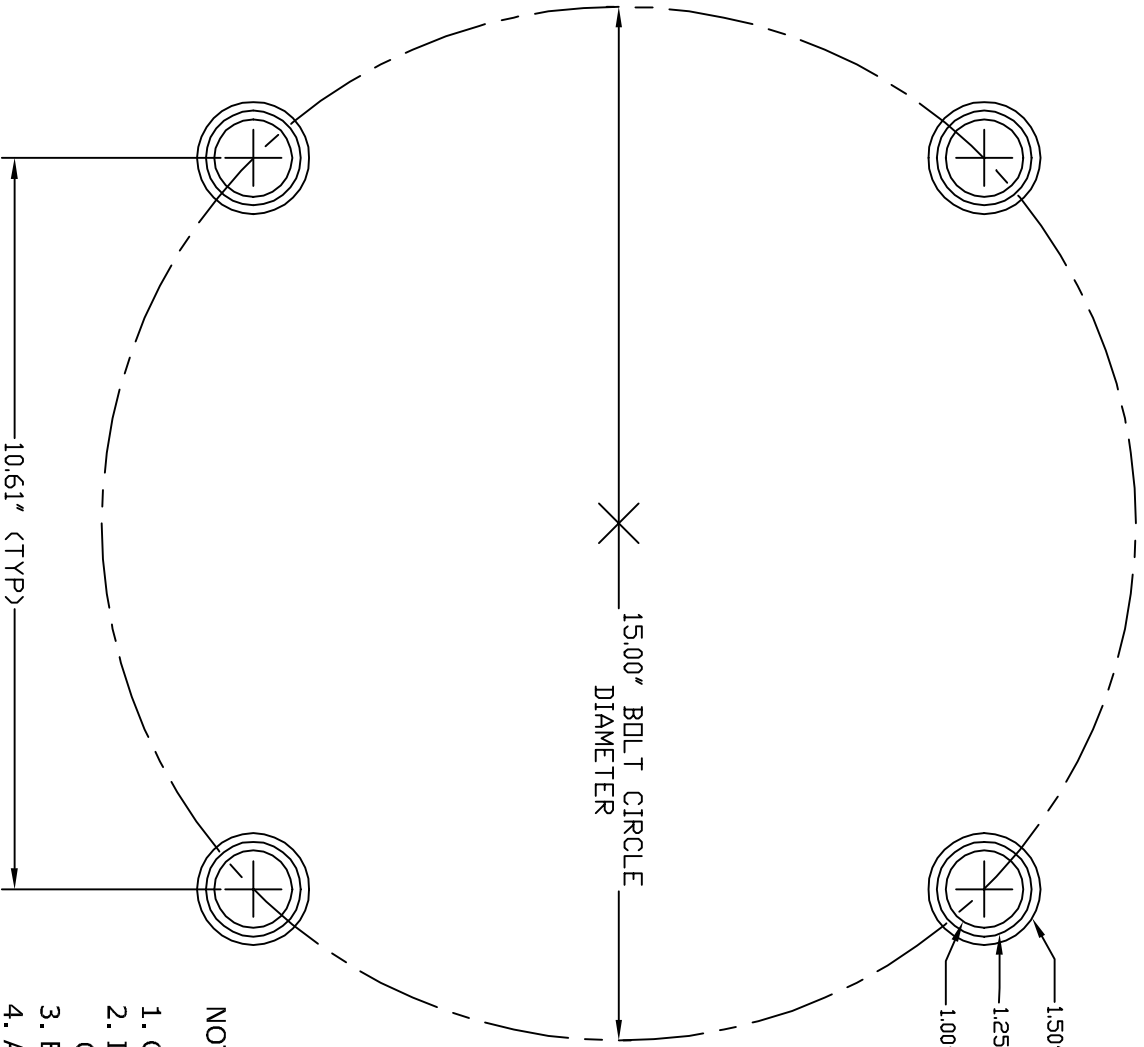


DATE: _____

PROJECT: _____


POLE TYPE: _____



BOLT DIAMETER (IN)	BASE PLATE THICKNESS (IN)				
	0.75	1.00	1.25	1.50	1.75
0.75	4.00 5.00	4.25 5.25	4.50 5.50	4.75 5.75	5.00 6.00
1.00	4.50 5.50	4.75 5.75	5.00 6.00	5.25 6.25	5.50 6.50
1.25	5.00 6.00	5.25 6.25	5.50 6.50	5.75 6.75	6.00 7.00
1.50	5.50 6.50	5.75 6.75	6.00 7.00	6.25 7.25	6.50 7.50
1.75	6.00 7.00	6.25 7.25	6.50 7.50	6.75 7.75	7.00 8.00

NOTES:

1. GROUTING UNDER BASEPLATE IS OPTIONAL.
2. IF GROUT IS USED, THEN ADEQUATE WEEP HOLES MUST BE CREATED TO PREVENT MOISTURE ENTRAPMENT.
3. BOLT HOLES AS SHOWN INCLUDE 1/8" TOLERANCE.
4. ALL LUMINAIRES AND/OR LUMINAIRE ARMS SHALL BE ORIENTED BETWEEN ANCHOR BOLTS.



2800 SOUTH HULEN STREET, SUITE 210
FORT WORTH, TX. 76109
METRO (817) 429-5200
TOLL FREE (800) 433-7753
FAX (817) 926-5003

SCALE:	REVISION:	CHECKED BY:
NTS	0	TSL
DRAWING NUMBER:	DRAWN BY:	
ABT-150-4	TSL	

**ANCHOR BOLT TEMPLATE
(NOT TO SCALE)**