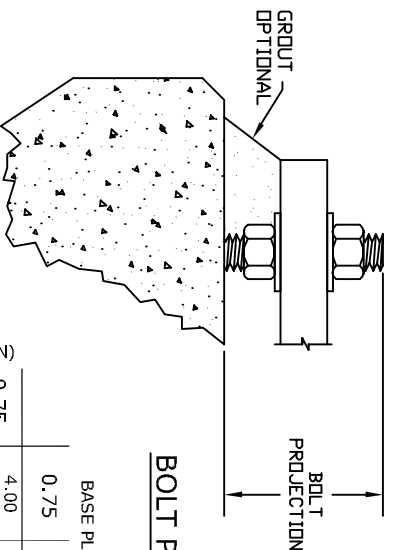
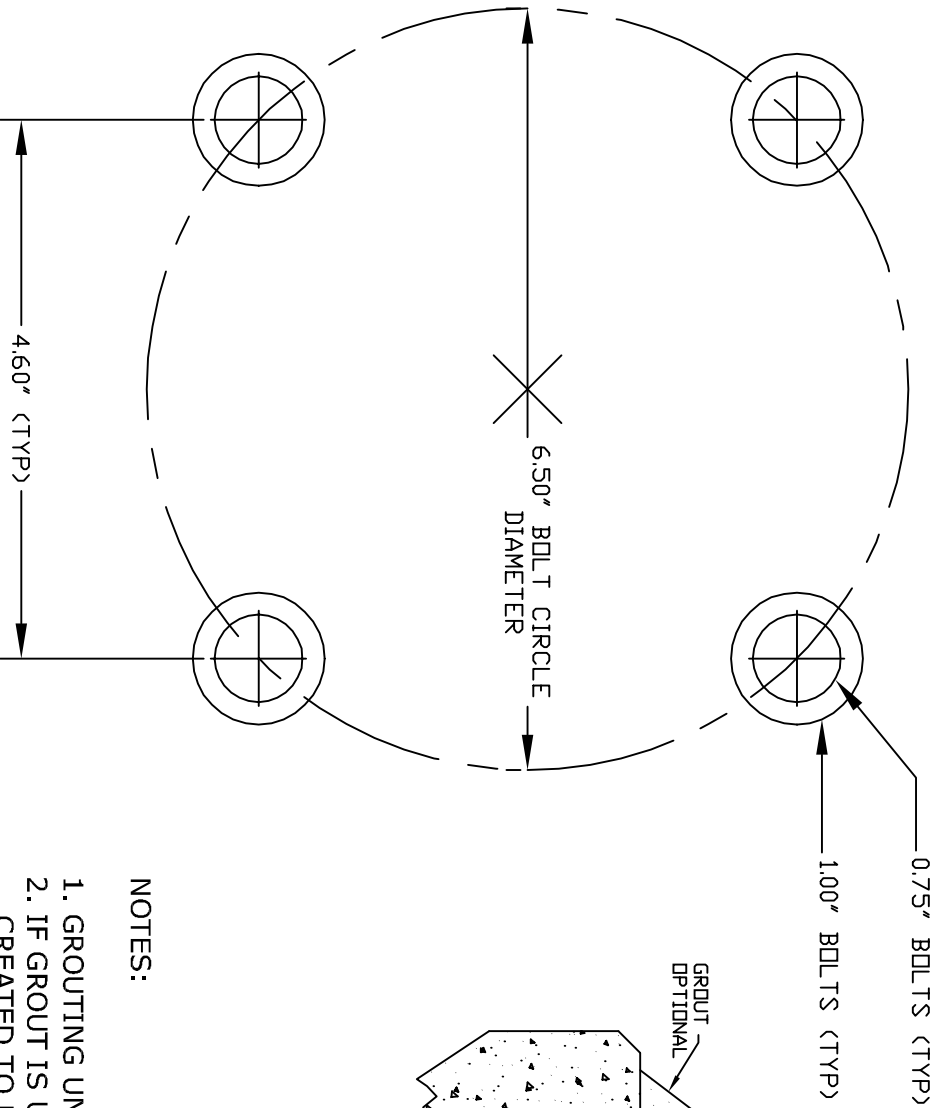



DATE: _____
 PROJECT: _____
 POLE TYPE: _____



BOLT DIAMETER (IN)	BASE PLATE THICKNESS (IN)			
	0.75	1.00	1.25	1.50
0.75	4.00 5.00	4.25 5.25	4.50 5.50	4.75 5.75
1.00	4.50 5.50	4.75 5.75	5.00 6.00	5.25 6.25
1.25	5.00 6.00	5.25 6.25	5.50 6.50	5.75 6.75
1.50	5.50 6.50	5.75 6.75	6.00 7.00	6.25 7.25
1.75	6.00 7.00	6.25 7.25	6.50 7.50	6.75 7.75

NOTES:

1. GROUTING UNDER BASEPLATE IS OPTIONAL.
2. IF GROUT IS USED, THEN ADEQUATE WEEP HOLES MUST BE CREATED TO PREVENT MOISTURE ENTRAPMENT.
3. BOLT HOLES AS SHOWN INCLUDE 1/8" TOLERANCE.
4. ALL LUMINAIRES AND/OR LUMINAIRE ARMS SHALL BE ORIENTED BETWEEN ANCHOR BOLTS.



WHITE POLE
 2800 SOUTH HULEN STREET, SUITE 210
 FORT WORTH, TX. 76109
 METRO (817) 429-5200
 TOLL FREE (800) 433-7753
 FAX (817) 926-5003

SCALE: NTS
 REV: 0
 DRAWING NUMBER: ABT-650-4
 CHECKED BY: TSL
 DRAWN BY:

**ANCHOR BOLT TEMPLATE
 (NOT TO SCALE)**