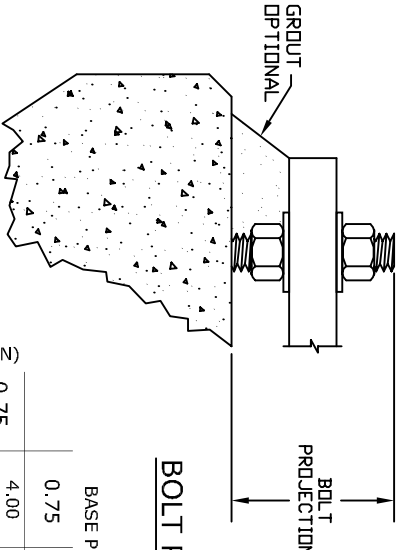
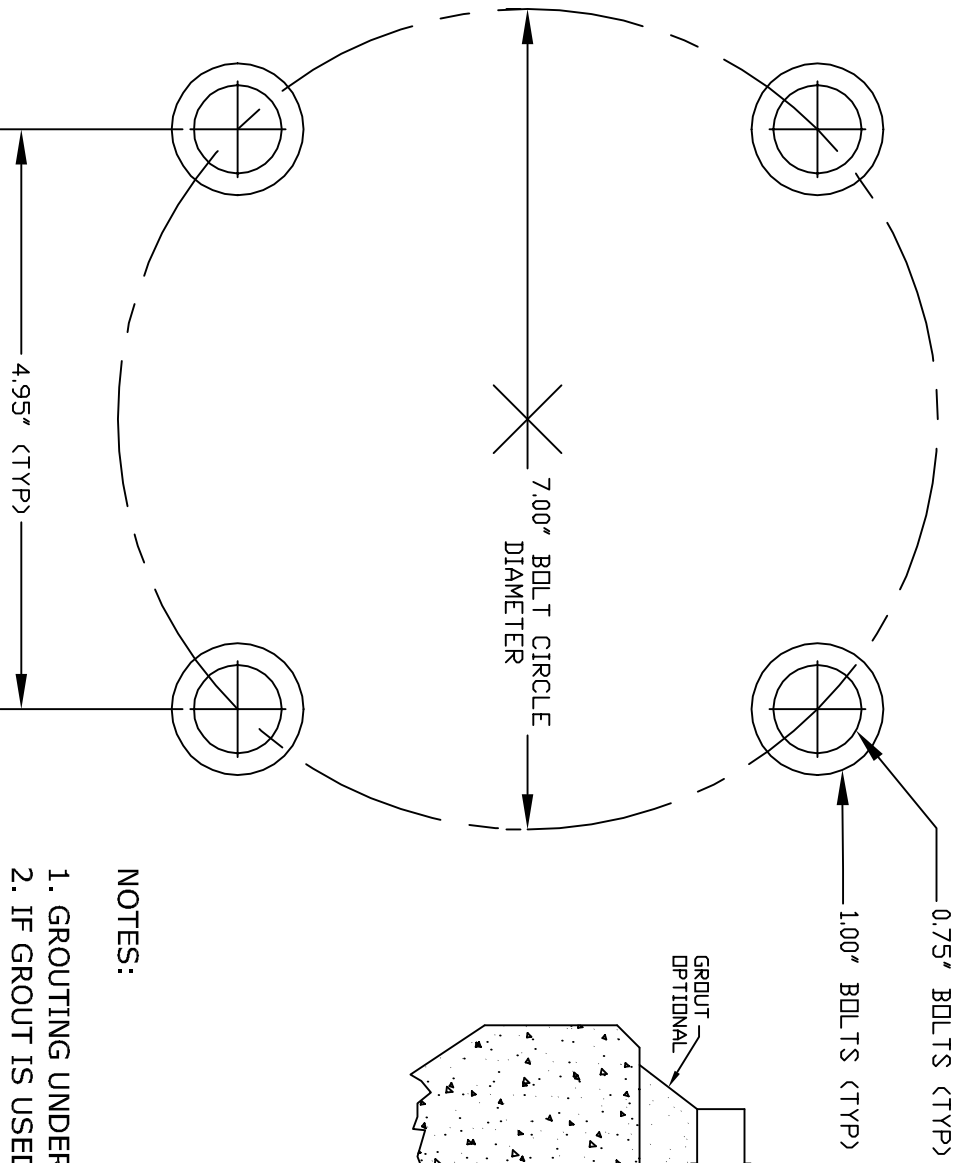



DATE: \_\_\_\_\_  
 PROJECT: \_\_\_\_\_  
 POLE TYPE: \_\_\_\_\_



| BOLT DIAMETER (IN) | BASE PLATE THICKNESS (IN) |      |      |      |
|--------------------|---------------------------|------|------|------|
|                    | 0.75                      | 1.00 | 1.25 | 1.50 |
| 0.75               | 4.00                      | 4.25 | 4.50 | 4.75 |
|                    | 5.00                      | 5.25 | 5.50 | 5.75 |
| 1.00               | 4.50                      | 4.75 | 5.00 | 5.25 |
|                    | 5.50                      | 5.75 | 6.00 | 6.25 |
| 1.25               | 5.00                      | 5.25 | 5.50 | 5.75 |
|                    | 6.00                      | 6.25 | 6.50 | 6.75 |
| 1.50               | 5.50                      | 5.75 | 6.00 | 6.25 |
|                    | 6.50                      | 6.75 | 7.00 | 7.25 |
| 1.75               | 6.00                      | 6.25 | 6.50 | 6.75 |
|                    | 7.00                      | 7.25 | 7.50 | 7.75 |

**NOTES:**

1. GROUTING UNDER BASEPLATE IS OPTIONAL.
2. IF GROUT IS USED, THEN ADEQUATE WEEP HOLES MUST BE CREATED TO PREVENT MOISTURE ENTRAPMENT.
3. BOLT HOLES AS SHOWN INCLUDE 1/8" TOLERANCE.
4. ALL LUMINAIRES AND/OR LUMINAIRE ARMS SHALL BE ORIENTED BETWEEN ANCHOR BOLTS.



2800 SOUTH HULEN STREET, SUITE 210  
 FORT WORTH, TX. 76109  
 METRO (817) 429-5200  
 TOLL FREE (800) 433-7753  
 FAX (817) 926-5003

|                 |       |             |
|-----------------|-------|-------------|
| SCALE:          | REV.: | CHECKED BY: |
| NTS             | 0     |             |
| DRAWING NUMBER: |       | DRAWN BY:   |
| ABT-700-4       |       | TSL         |

**ANCHOR BOLT TEMPLATE  
 (NOT TO SCALE)**