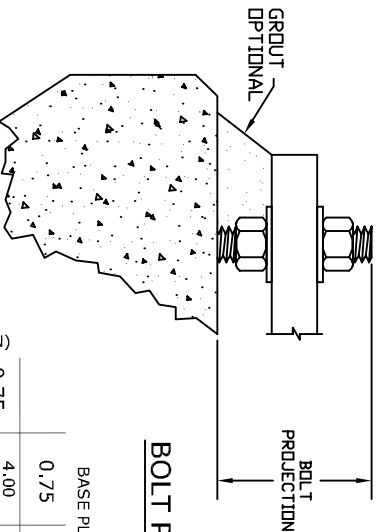
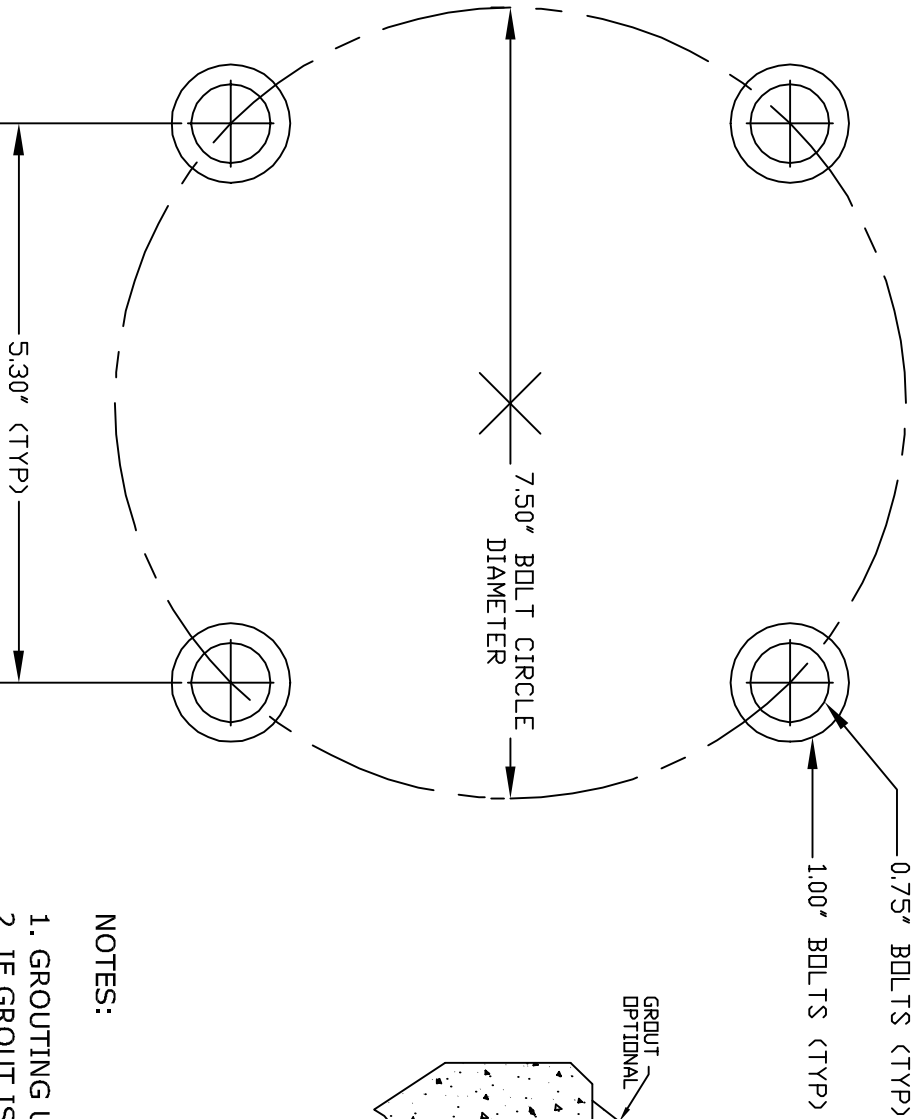



DATE: \_\_\_\_\_  
 PROJECT: \_\_\_\_\_  
 POLE TYPE: \_\_\_\_\_



BOLT DIAMETER (IN)	BASE PLATE THICKNESS (IN)			
	0.75	1.00	1.25	1.50
0.75	4.00 5.00	4.25 5.25	4.50 5.50	4.75 5.75
1.00	4.50 5.50	4.75 5.75	5.00 6.00	5.25 6.25
1.25	5.00 6.00	5.25 6.25	5.50 6.50	5.75 6.75
1.50	5.50 6.50	5.75 6.75	6.00 7.00	6.25 7.25
1.75	6.00 7.00	6.25 7.25	6.50 7.50	6.75 7.75

**NOTES:**

1. GROUTING UNDER BASEPLATE IS OPTIONAL.
2. IF GROUT IS USED, THEN ADEQUATE WEEP HOLES MUST BE CREATED TO PREVENT MOISTURE ENTRAPMENT.
3. BOLT HOLES AS SHOWN INCLUDE 1/8" TOLERANCE.
4. ALL LUMINAIRES AND/OR LUMINAIRE ARMS SHALL BE ORIENTED BETWEEN ANCHOR BOLTS.



2800 SOUTH HULEN STREET, SUITE 210  
 FORT WORTH, TX. 76109  
 METRO (817) 429-5200  
 TOLL FREE (800) 433-7753  
 FAX (817) 926-5003

SCALE: NTS	REV. # 0	CHECKED BY: TSL
DRAWING NUMBER: ABT-750-4		DRAWN BY:

**ANCHOR BOLT TEMPLATE  
 (NOT TO SCALE)**